



Quality Products Since 1939

Narrow Stile Mortice
Lock & Door Furniture
Kits

About McCallum Australia

McCallum Australia has been manufacturing high quality hardware products for the Australian market since 1939.

Our products are designed and developed in Australia, made from the highest quality materials and processes to exceed the high demands of Australian Standards and the market.

McCallum Australia is the pre-eminent hinge manufacturer for Australia. Our products have been used in hundreds of thousands of projects across Australia – including some of the most prominent such as, The Sydney Opera House, New Parliament House Canberra, and Crown Casino.

McCallum's pioneered the extruded aluminium hinge that features aluminium pressed endcaps, keyed flanged nylon bearings and stainless-steel hinge pins. We have included these innovative design features in our popular heavy duty fast-fix hinge range.

Our range of products are used extensively throughout the Australian market and are sort after by tradespeople, specifiers and technicians for new projects, repairs, refurbishments, and retrofits.

McCallum Australia products are sought for their key attributes:

- Quality
- Reliability
- Technical innovation
- Value

We support this with a focus on strong customer support.

McCallum representatives and stockists would be pleased to discuss and offer advice regarding your hardware requirements.

For additional technical information please contact us

+61 2 9698 5111

sales@mccallumhinges.com.au



Contents

About McCallum Australia	1
Narrow Stile Commercial Mortice Locks	3
11000 series Lock & 4000 series Door Furniture Kits.....	4
11000 series Lock & 4000 series Door Furniture Kits (Less Cylinder)	7
Lever Dimensions.....	8
11000 series Lock Dimensions.....	9
12000 series Lock & 4000 series Door Furniture Kits.....	10
12000 series Lock & 4000 series Door Furniture Kits (Less Cylinder)	14
Lever Dimensions.....	17
12000 series Lock Dimensions.....	18
Notes:.....	19

Narrow Stile Commercial Mortice Locks

The McCallum 11000 and 12000 Series commercial mortice locks have been manufactured to meet the requirements of the Australian market. Using high quality materials to meet the durability and strength required for use in the commercial, industrial building and fabrication swing door market.

Both the 11000 and 12000 series locks are multi-functional allowing simple switching between vestibule and combination locking functions by an external operation prior to installation.



SPECIFICATION

Lock Case:

Material high purity zinc alloy

Face Plate:

Stainless steel 304 grade

Strike Plate:

Stainless steel 304 grade Universal "T"-strike plate

Backset:

11000 series 23mm backset

12000 series 30mm backset

Door Thickness:

32 - 50mm

Latchbolt:

Stainless steel 15mm projection

Auxiliary Bolt:

Stainless steel activates deadlatching

Handing:

Reversible latchbolt (non-handed)

Spindle Hub:

Accepts 7.6 & 8mm spindles

Cylinder:

Brass Oval outer cylinder and inner barrel

C4-6 Pin standard keyway

Cylinder Retention:

Threaded retaining screw

Operation:

Multi-functional lock body allowing for simple switching from combination to vestibule lock functions.

Durability:

11000 Series Commercial Mortice Locks conform with level D8 (Durability) Australian Lock Standard (AS 4145.2-2008).

Security:

11000 Series Commercial Mortice Locks conform with level S5 (Physical Security) Australian Lock Standard (AS 4145.2-2008).

Electric Strikes:

The 11000 Series Commercial Mortice Locks are compatible with most electric strikes

Warranty:

10 Year mechanical

Finishes:

SSS: Satin Stainless Steel

BLK: Black

11000 series Lock & 4000 series Door Furniture Kits

1127-01 ENTRANCE / OFFICE DOOR LOCK & DOOR FURNITURE KIT

LOCK FUNCTION:

OUTSIDE:

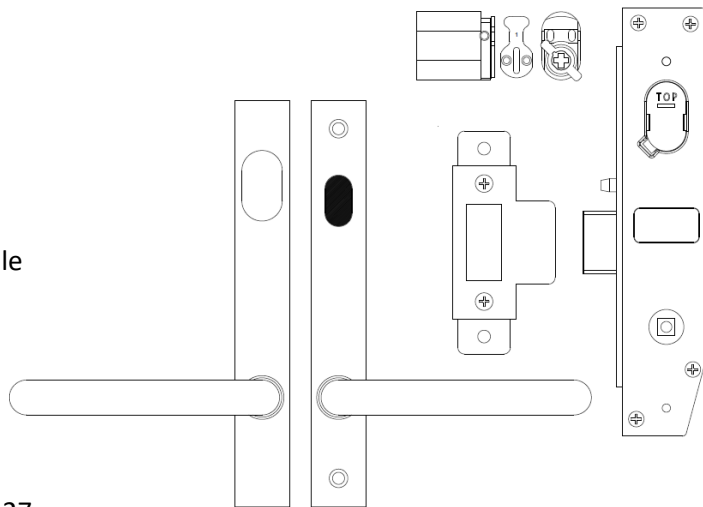
Key retracts latchbolt

INSIDE:

Turn Button locks & unlocks outside handle
Inside handle free at all times

Kit inclusions:

11116 Entrance / Office Door Lock
P4127 External Plate Cylinder & Lever 27
P4627 Internal Plate Turn Button & Lever 27



1127-02 ENTRANCE DOOR LOCK & DOOR FURNITURE KIT

LOCK FUNCTION

OUTSIDE:

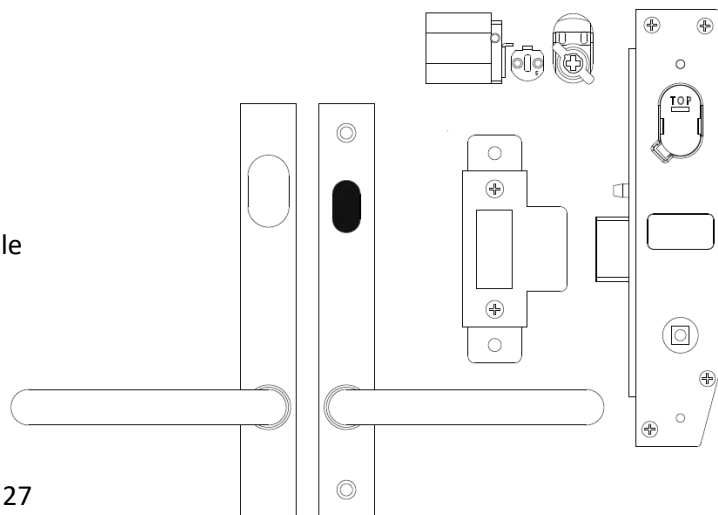
Key locks & unlock outside handle

INSIDE:

Turn Button locks & unlocks outside handle
Inside handle free at all times

Kit inclusions:

11156 Entrance / Office Door Lock
P4127 External Plate Cylinder & Lever 27
P4627 Internal Plate Turn Button & Lever 27



1127-03 GLASS DOOR LOCK & DOOR FURNITURE KIT

LOCK FUNCTION

OUTSIDE:

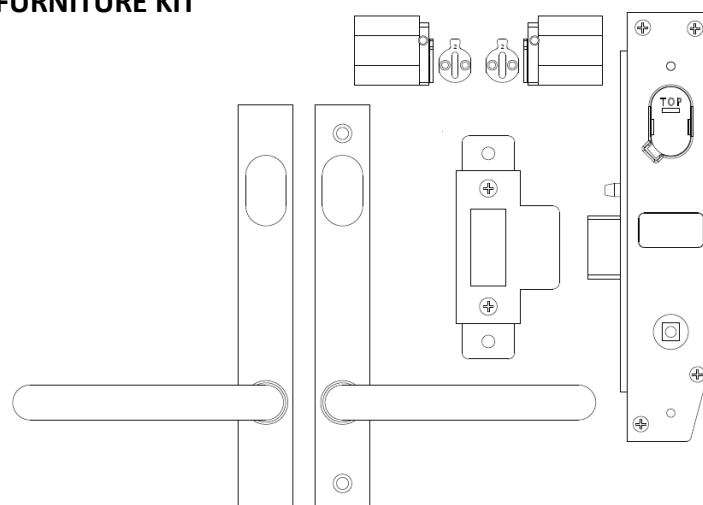
Key locks & unlocks both handles

INSIDE:

Key locks & unlocks both handles

Kit inclusions:

11222 Glass Door Lock
P4127 External Plate Cylinder & Lever 27
P4227 Internal Plate Cylinder & Lever 27



1127-04 STOREROOM DOOR LOCK & DOOR FURNITURE

LOCK FUNCTION

OUTSIDE:

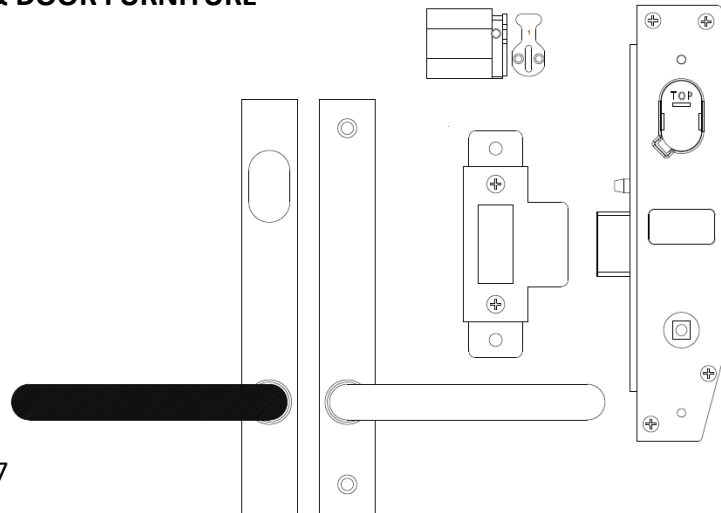
Key retracts the latchbolt
Outside handle inoperative

INSIDE:

Inside handle free at all times

Kit inclusions:

11110 Storeroom Door Lock
P4127 External Plate Cylinder & Lever 27
P4427 Internal Plate Plain & Lever 27



1127-05 CLASSROOM DOOR LOCK & DOOR FURNITURE

LOCK FUNCTION

OUTSIDE:

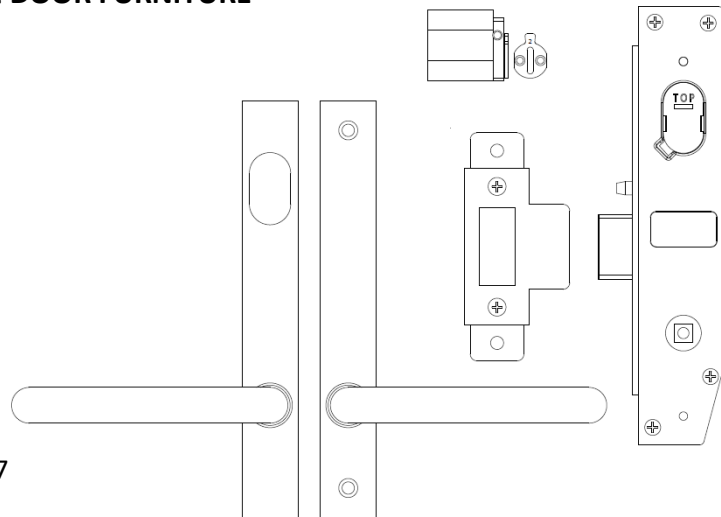
Key locks & unlocks outside handle

INSIDE:

Inside handle free at all times

Kit inclusions:

11120 Classroom / Office Door Lock
P4127 External Plate Cylinder & Lever 27
P4427 Internal Plate Plain & Lever 27



1127-06 EXTERIOR ESCAPE DOOR LOCK & DOOR FURNITURE

LOCK FUNCTION

OUTSIDE:

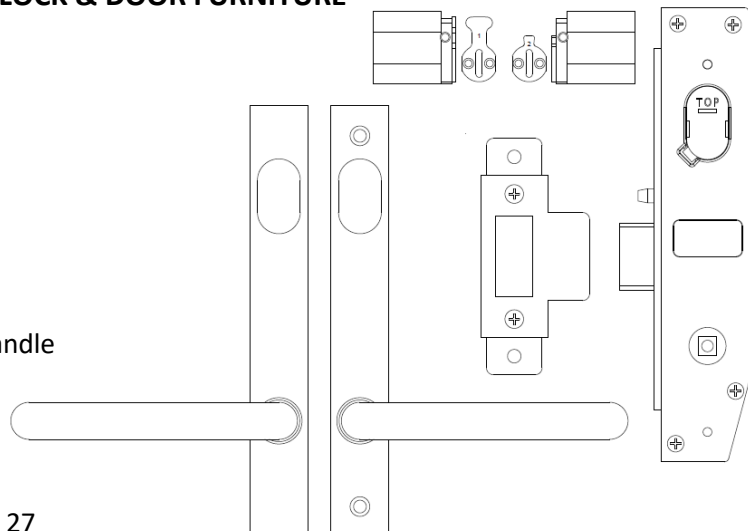
Key retracts the latchbolt
Outside handle locked or unlocked by
Key inside

INSIDE:

Key locks & unlocks outside handle
Inside handle free at all times

Kit inclusions:

11112 Exterior Escape Door Lock
P4127 External Plate Cylinder & Lever 27
P4227 Internal Plate Cylinder & Lever 27



1127-07 PASSAGE DOOR LATCH & DOOR FURNITURE KIT

LOCK FUNCTION

OUTSIDE:

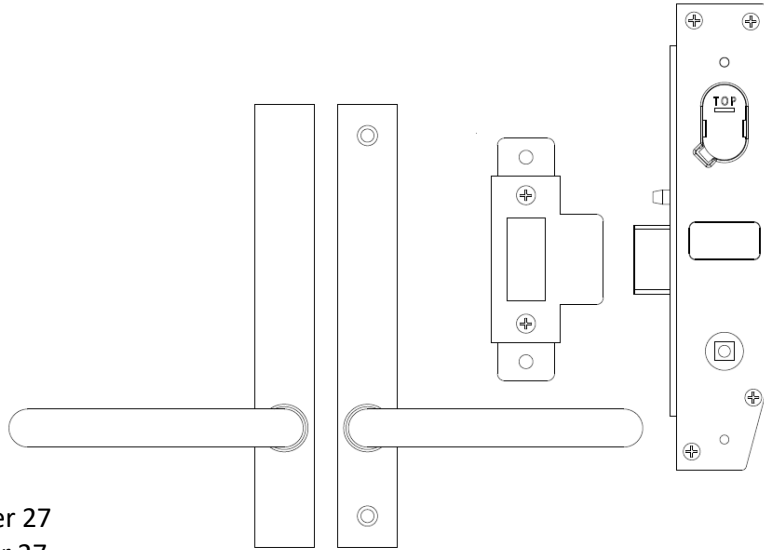
Handle retracts the latchbolt

INSIDE:

Handle retracts the latchbolt

Kit inclusions:

- 11200 Passage Door Latch
- P4127 External Plate Cylinder & Lever 27
- P4227 Internal Plate Cylinder & Lever 27



1127-08 EXIT DOOR LOCK & DOOR FURNITURE KIT

LOCK FUNCTION

OUTSIDE:

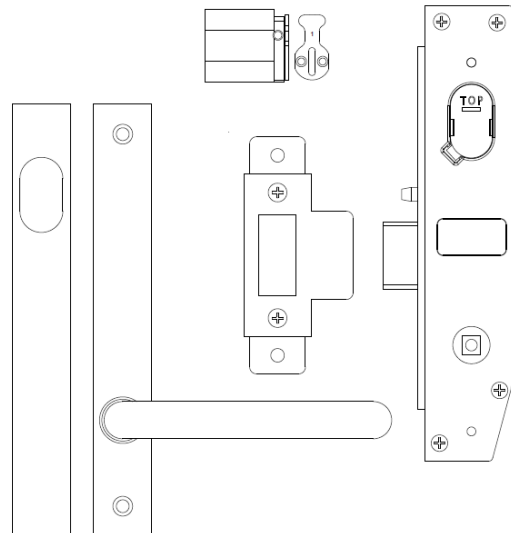
Key retracts the latchbolt
No external handle

INSIDE:

Inside handle free at all times

Kit inclusions:

- 11110 Storeroom Door Lock
- P4002 External Plate Cylinder hole only
- P4427 Internal Plate Plain & Lever 27



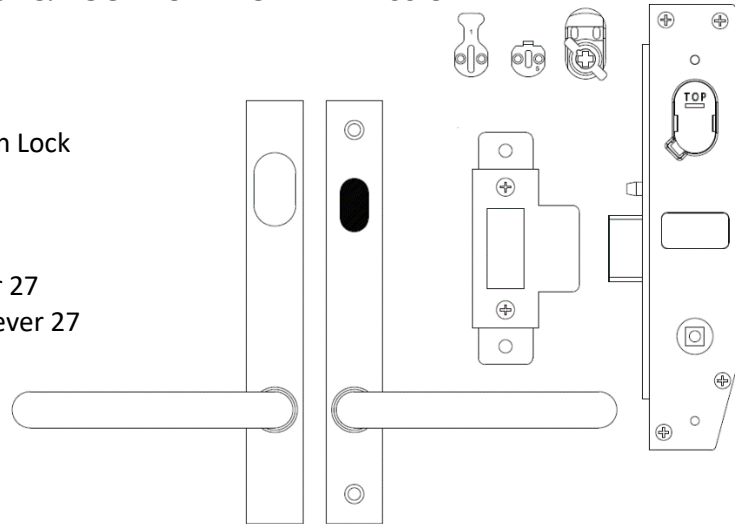
Product Code	Description	Finish
1127-01	Entrance Door Lock & Door Furniture Kit	SSS, BLK
1127-02	Office Door Lock & Door Furniture Kit	SSS, BLK
1127-03	Glass Door Lock & Door Furniture Kit	SSS, BLK
1127-04	Storeroom Door Lock & Door Furniture Kit	SSS, BLK
1127-05	Classroom Door Lock & Door Furniture Kit	SSS, BLK
1127-06	Exterior Door Lock & Door Furniture Kit	SSS, BLK
1127-07	Passage Latch & Door Furniture Kit	SSS, BLK
1127-08	Exterior Exit Door Lock & Door Furniture Kit	SSS, BLK

11000 series Lock & 4000 series Door Furniture Kits (Less Cylinder)

1127-156LC ENTRANCE DOOR LOCK & DOOR FURNITURE KIT LESS CYLINDER

Kit inclusions:


- 11000 Primary Vestibule/Combination Lock
- CML-CAM1 #1 Cylinder Cam
- CML-CAM5 #5 Cylinder Cam
- CML-TA6 #6 Turn Adaptor
- P4127 External Plate Cylinder & Lever 27
- P4627 Internal Plate Turn Button & Lever 27



1127-22LC DOUBLE CYLINDER LOCK & DOOR FURNITURE KIT LESS CYLINDER

Kit inclusions:

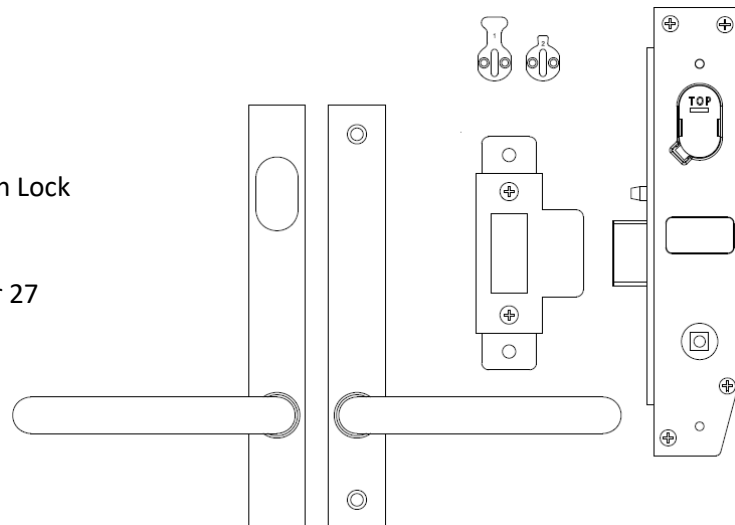
- 11000 Primary Vestibule/Combination Lock
- 2 x CML-CAM2 #2 Cylinder Cam
- CML-CAM1 #1 Cylinder Cam
- P4127 External Plate Cylinder & Lever 27
- P4227 Internal Plate Cylinder & Lever 27



1127-12LC SINGLE CYLINDER LOCK & DOOR FURNITURE KIT LESS CYLINDER

Kit inclusions:

- 11000 Primary Vestibule/Combination Lock
- CML-CAM1 #1 Cylinder Cam
- CML-CAM2 #2 Cylinder Cam
- P4127 External Plate Cylinder & Lever 27
- P4427 Internal Plate Plain & Lever 27



Product Code	Description	Finish
1127-156LC	Single Cylinder & Turn Lock + Door Furniture Kit Less Cyl	SSS, BLK
1127-22LC	Double Cylinder Lock & Door Furniture Kit (Less Cyl)	SSS, BLK
1127-12LC	Single Cylinder Lock & Door Furniture Kit (Less Cyl)	SSS, BLK

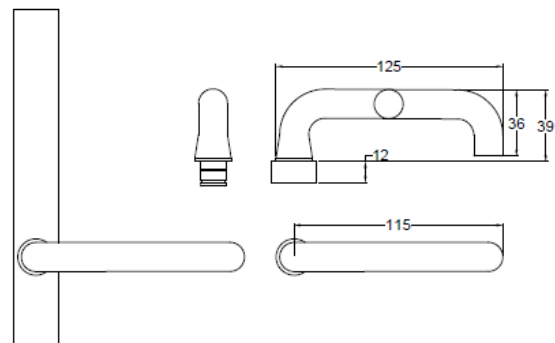
Lever Dimensions

Lever 27

Overall Length:	125mm
Total Projection:	51mm
Finger Clearance:	39mm
Plate Length x Width	186 x 25mm
Plate Height	12mm

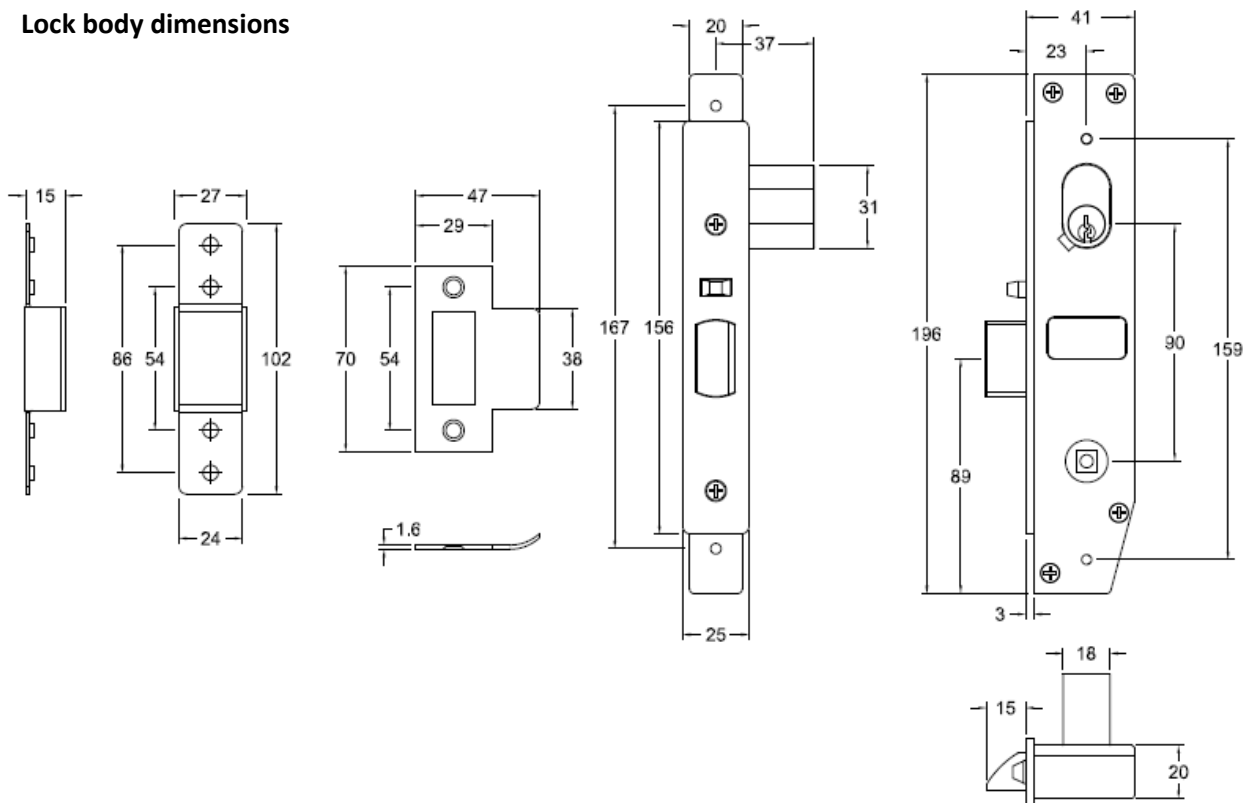


AS1428.1 Compliant

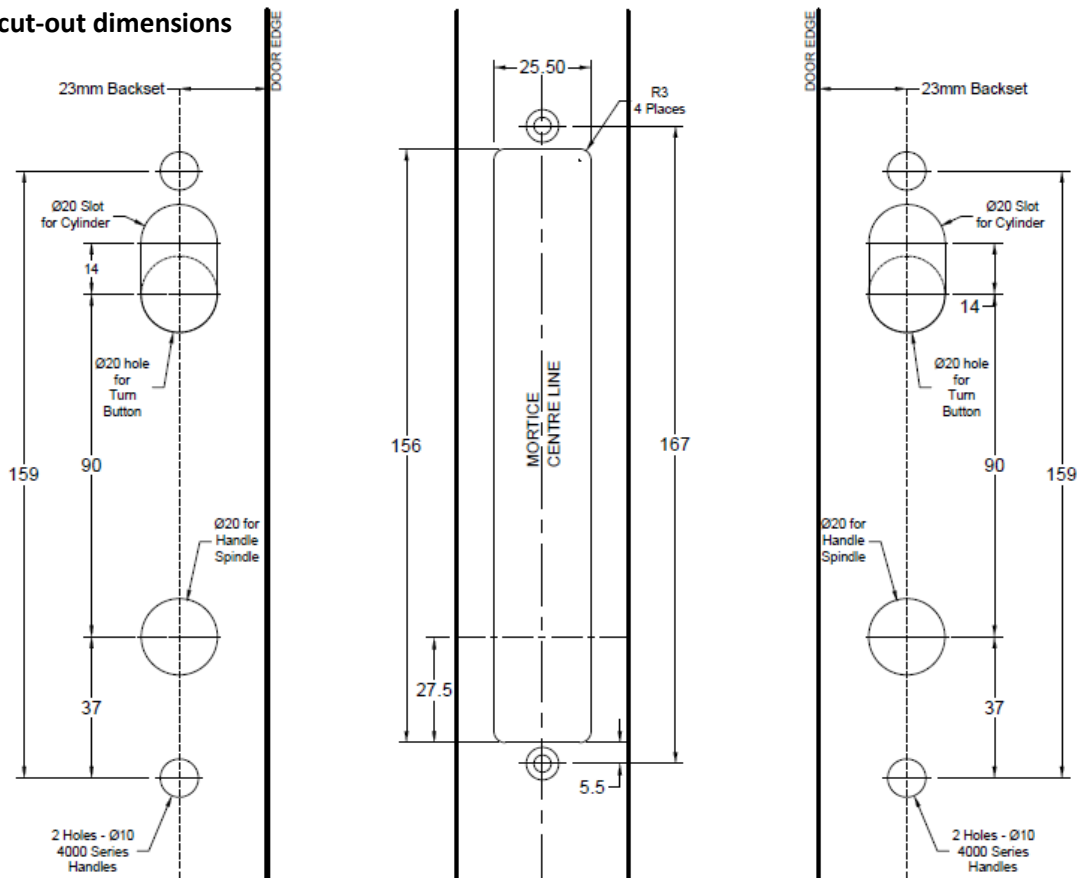


11000 series Lock Dimensions

Lock body dimensions



Lock cut-out dimensions

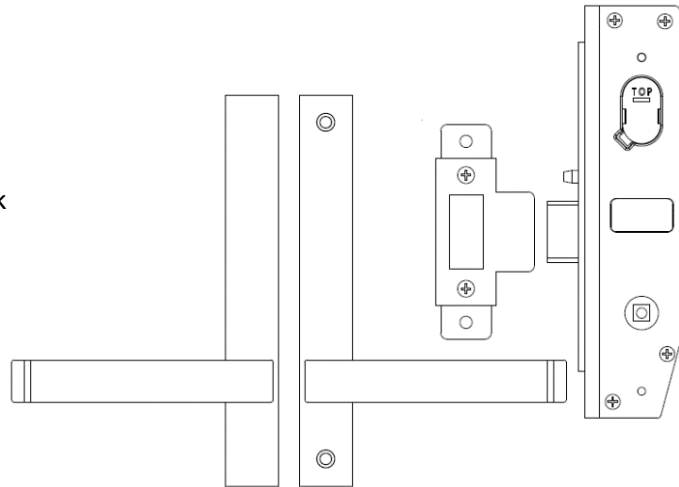


12000 series Lock & 4000 series Door Furniture Kits

1226-00 PASSAGE DOOR LATCH & DOOR FURNITURE KIT

Kit inclusions:

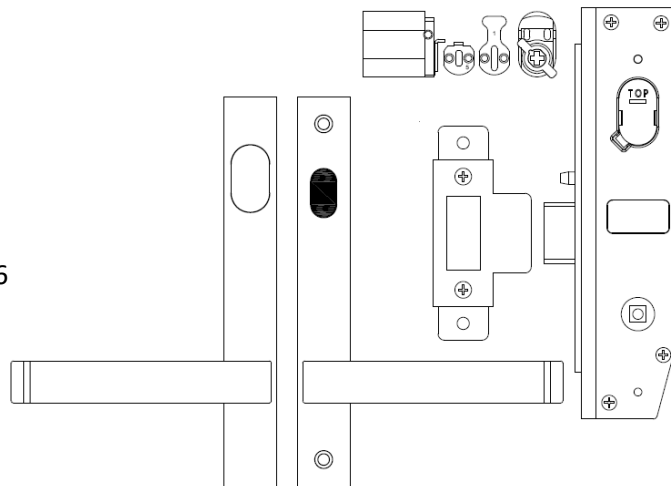
- 12000 Primary Vestibule/Combination Lock
- P4126 External Plate Cylinder & Lever 26
- P4226 Internal Plate Cylinder & Lever 26



1226-01 ENTRANCE / OFFICE DOOR LOCK & DOOR FURNITURE KIT

Kit inclusions:

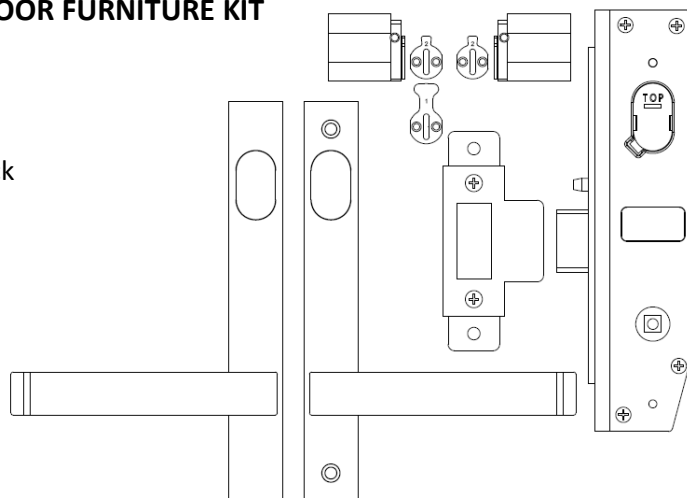
- 12000 Primary Vestibule/Combination Lock
- CML-OC5 Oval Cylinder #5Cam
- CML-CAM1 #1 Cylinder Cam
- CML-TA6 #6 Turn Adaptor
- P4126 External Plate Cylinder & Lever 26
- P4626 Internal Plate Turn Button & Lever 26



1226-02 DOUBLE CYLINDER LOCK & DOOR FURNITURE KIT

Kit inclusions:

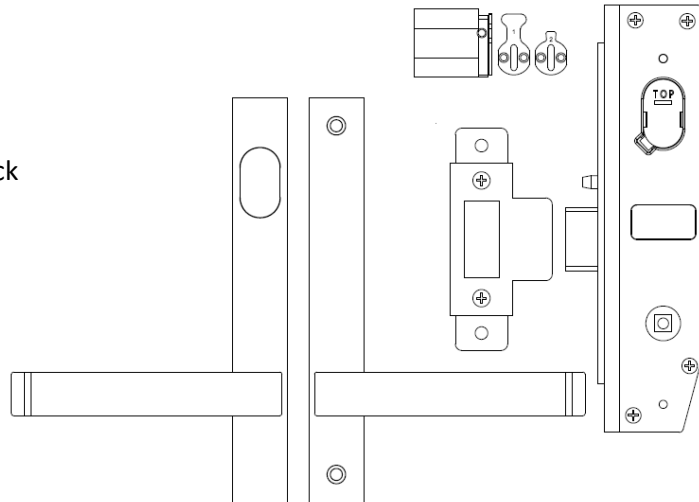
- 12000 Primary Vestibule/Combination Lock
- CML-OC2 Oval Cylinder #2Cam x 2
- CML-CAM1 #1 Cylinder Cam
- P4126 External Plate Cylinder & Lever 26
- P4226 Internal Plate Cylinder & Lever 26



1226-03 STOREROOM/ CLASSROOM DOOR LOCK & DOOR FURNITURE

Kit inclusions:

- 12000 Primary Vestibule/Combination Lock
- CML-OC1 Oval Cylinder #1Cam
- CML-CAM2 #2 Cylinder Cam
- P4126 External Plate Cylinder & Lever 26
- P4426 Internal Plate Plain & Lever 26

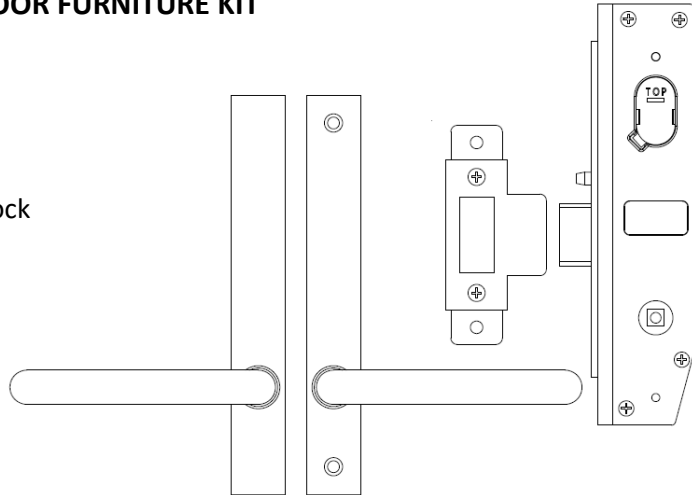


Product Code	Description	Finish
1226-00	Passage Latch/Primary Lock + Door Furniture Kit	SSS, BLK
1226-01	Single Cylinder, Turn Lock + Door Furniture Kit	SSS, BLK
1226-02	Double Cylinder Lock + Door Furniture Kit	SSS, BLK
1226-03	Single Cylinder Lock + Door Furniture Kit	SSS, BLK

1227-00 PASSAGE DOOR LATCH & DOOR FURNITURE KIT

Kit inclusions:

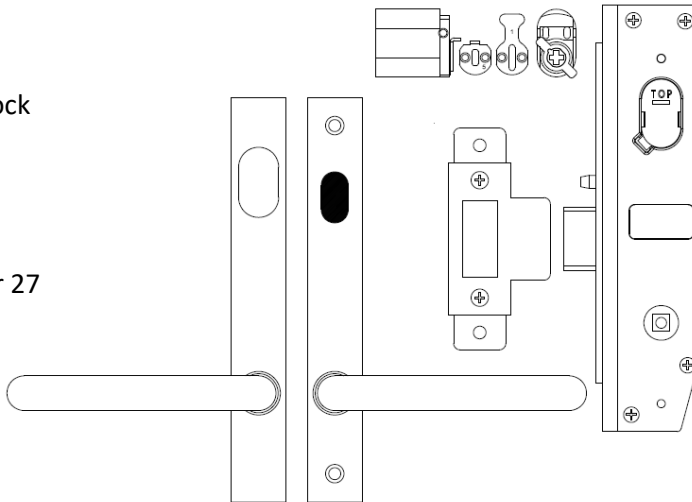
- 12000 Primary Vestibule/Combination Lock
- P4127 External Plate Cylinder & Lever 27
- P4227 Internal Plate Cylinder & Lever 27



1227-01 ENTRANCE / OFFICE DOOR LOCK & DOOR FURNITURE KIT

Kit inclusions:

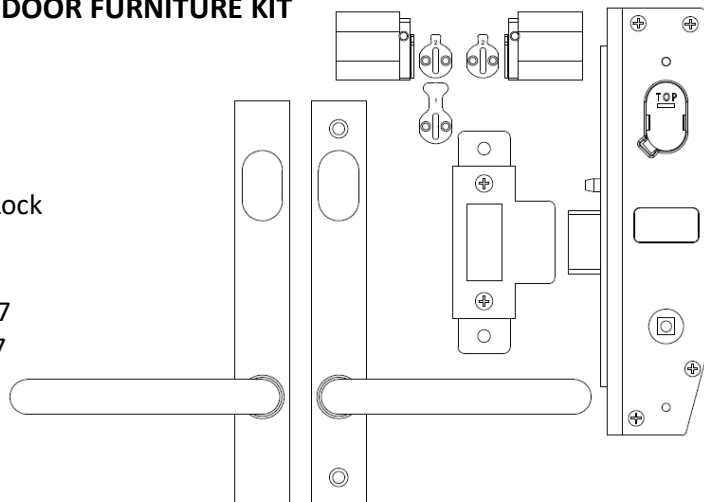
- 12000 Primary Vestibule/Combination Lock
- CML-OC5 Oval Cylinder #5Cam
- CML-CAM1 #1 Cylinder Cam
- CML-TA6 #6 Turn Adaptor
- P4127 External Plate Cylinder & Lever 27
- P4627 Internal Plate Turn Button & Lever 27



1227-02 DOUBLE CYLINDER LOCK & DOOR FURNITURE KIT

Kit inclusions:

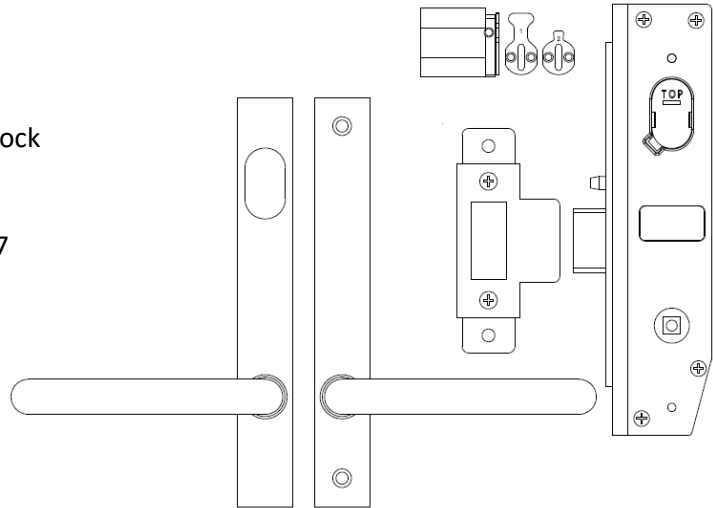
- 12000 Primary Vestibule/Combination Lock
- CML-OC2 Oval Cylinder #2Cam x 2
- CML-CAM1 #1 Cylinder Cam
- P4127 External Plate Cylinder & Lever 27
- P4227 Internal Plate Cylinder & Lever 27



1227-03 STOREROOM/ CLASSROOM DOOR LOCK & DOOR FURNITURE

Kit inclusions:

- 12000 Primary Vestibule/Combination Lock
- CML-OC1 Oval Cylinder #1Cam
- CML-CAM2 #2 Cylinder Cam
- P4127 External Plate Cylinder & Lever 27
- P4427 Internal Plate Plain & Lever 27



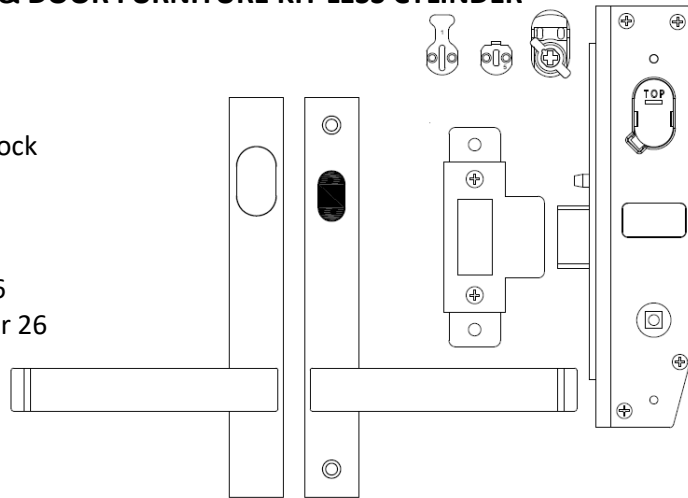
Product Code	Description	Finish
1227-00	Passage Latch/Primary Lock + Door Furniture Kit	SSS, BLK
1227-01	Single Cylinder, Turn Lock + Door Furniture Kit	SSS, BLK
1227-02	Double Cylinder Lock + Door Furniture Kit	SSS, BLK
1227-03	Single Cylinder Lock + Door Furniture Kit	SSS, BLK

12000 series Lock & 4000 series Door Furniture Kits (Less Cylinder)

1226-156LC ENTRANCE DOOR LOCK & DOOR FURNITURE KIT LESS CYLINDER

Kit inclusions:

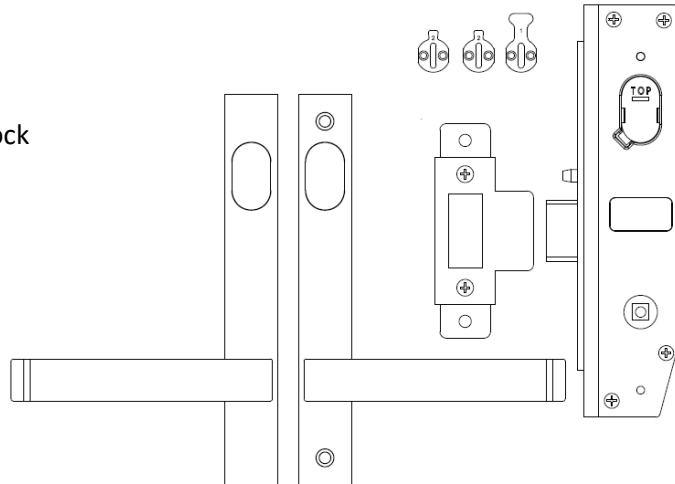
- 12000 Primary Vestibule/Combination Lock
- CML-CAM1 #1 Cylinder Cam
- CML-CAM5 #5 Cylinder Cam
- CML-TA6 #6 Turn Adaptor
- P4126 External Plate Cylinder & Lever 26
- P4626 Internal Plate Turn Button & Lever 26



1226-22LC DOUBLE CYLINDER LOCK & DOOR FURNITURE KIT LESS CYLINDER

Kit inclusions:

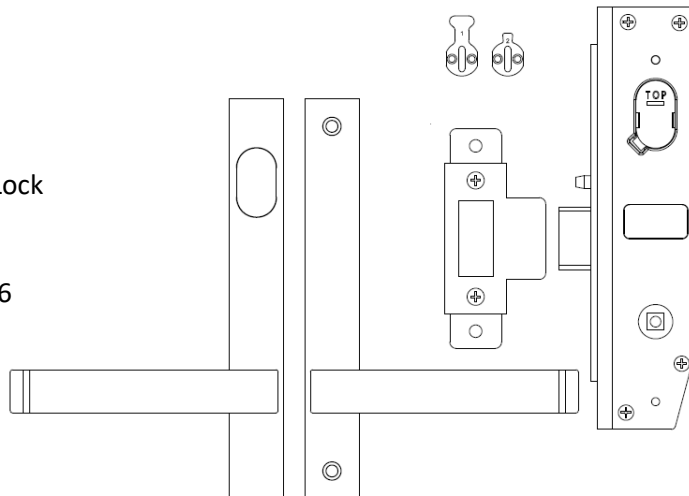
- 12000 Primary Vestibule/Combination Lock
- 2 x CML-CAM2 #2 Cylinder Cam
- CML-CAM1 #1 Cylinder Cam
- P4126 External Plate Cylinder & Lever 26
- P4226 Internal Plate Cylinder & Lever 26



1226-12LC SINGLE CYLINDER LOCK & DOOR FURNITURE KIT LESS CYLINDER

Kit inclusions:

- 12000 Primary Vestibule/Combination Lock
- CML-CAM1 #1 Cylinder Cam
- CML-CAM2 #2 Cylinder Cam
- P4126 External Plate Cylinder & Lever 26
- P4426 Internal Plate Plain & Lever 26

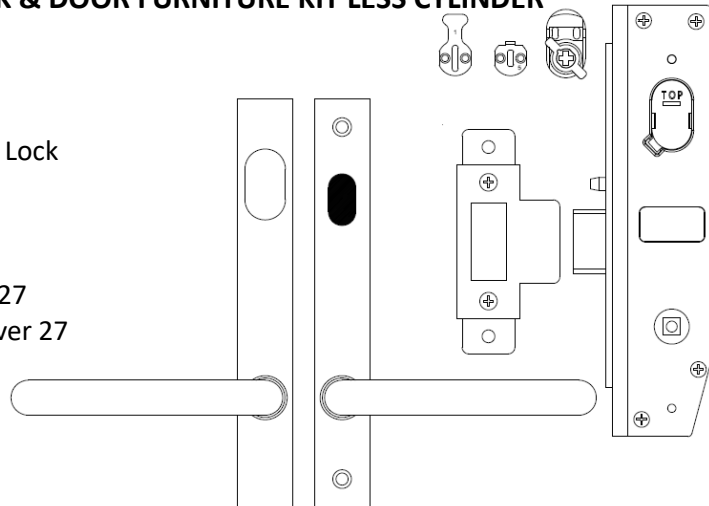


Product Code	Description	Finish
1226-156LC	Single Cylinder & Turn Lock + Door Furniture Kit Less Cyl	SSS, BLK
1226-22LC	Double Cylinder Lock & Door Furniture Kit (Less Cyl)	SSS, BLK
1226-12LC	Single Cylinder Lock & Door Furniture Kit (Less Cyl)	SSS, BLK

1227-156LC ENTRANCE DOOR LOCK & DOOR FURNITURE KIT LESS CYLINDER

Kit inclusions:

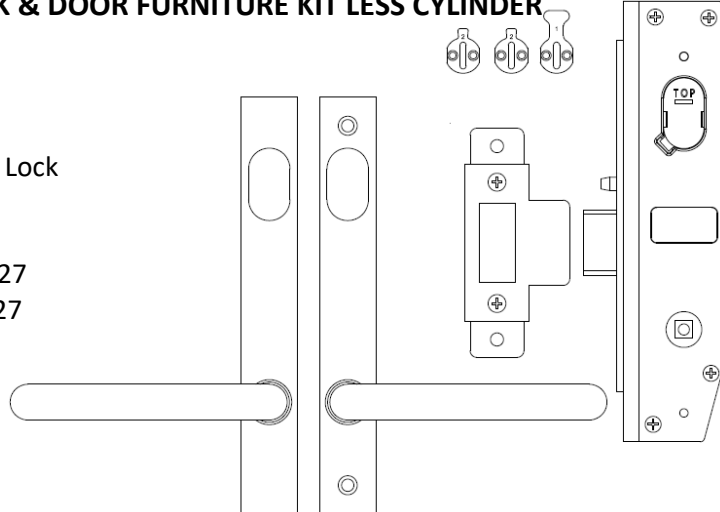
- 12000 Primary Vestibule/Combination Lock
- CML-CAM1 #1 Cylinder Cam
- CML-CAM5 #5 Cylinder Cam
- CML-TA6 #6 Turn Adaptor
- P4127 External Plate Cylinder & Lever 27
- P4627 Internal Plate Turn Button & Lever 27



1227-22LC DOUBLE CYLINDER LOCK & DOOR FURNITURE KIT LESS CYLINDER

Kit inclusions:

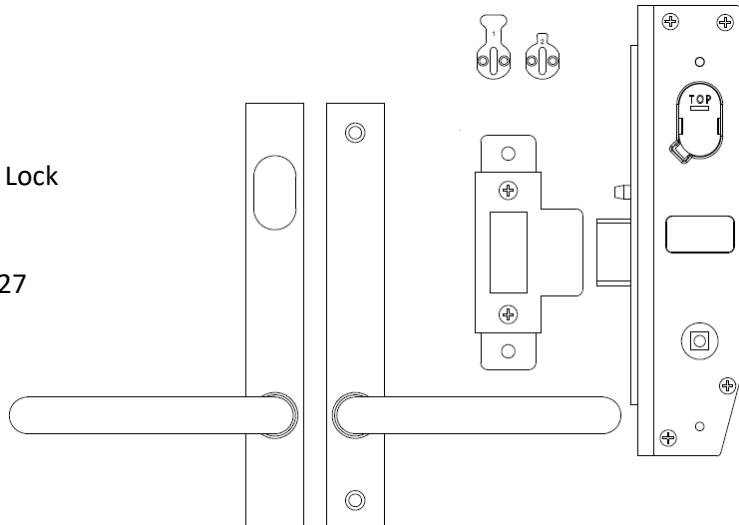
- 12000 Primary Vestibule/Combination Lock
- 2 x CML-CAM2 #2 Cylinder Cam
- CML-CAM1 #1 Cylinder Cam
- P4127 External Plate Cylinder & Lever 27
- P4227 Internal Plate Cylinder & Lever 27



1227-12LC SINGLE CYLINDER LOCK & DOOR FURNITURE KIT LESS CYLINDER

Kit inclusions:

- 12000 Primary Vestibule/Combination Lock
- CML-CAM1 #1 Cylinder Cam
- CML-CAM2 #2 Cylinder Cam
- P4127 External Plate Cylinder & Lever 27
- P4427 Internal Plate Plain & Lever 27



Product Code	Description	Finish
1227-156LC	Single Cylinder & Turn Lock + Door Furniture Kit Less Cyl	SSS, BLK
1227-22LC	Double Cylinder Lock & Door Furniture Kit (Less Cyl)	SSS, BLK
1227-12LC	Single Cylinder Lock & Door Furniture Kit (Less Cyl)	SSS, BLK

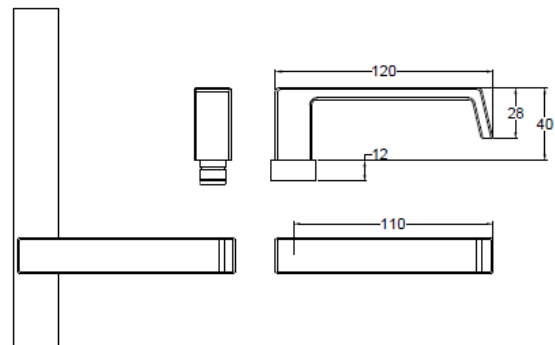
Lever Dimensions

Lever 26

Overall Length:	120mm
Total Projection:	52mm
Finger Clearance:	40mm
Plate Length x Width	186 x 25mm
Plate Height	12mm



AS1428.1 Compliant



Lever 27

Overall Length:	125mm
Total Projection:	51mm
Finger Clearance:	39mm
Plate Length x Width	186 x 25mm
Plate Height	12mm



AS1428.1 Compliant

